

SMART Response Lesson IV: Viewing, Printing, and Exporting Assessments Results

Display Instant Results for the Class

demo1 - SMART Notebook

File Edit View Insert Format Draw Response Help

Quick Check

Title page

Properties Progress

In Progress:

00:01:47 elapsed

1 student(s) finished

Who are we waiting for? ([Show](#))

[Stop this assessment](#)

Subject: Smart Response

Date:

If you get correct yo

demo1 - SMART Notebook

File Edit View Insert Format Draw Response Help

Quick Check

Title page

Properties Results

Summary

Duration: 00:01

Passed: 1

Failed: 0

Absent: 24

Average: 5/5 (100%)

25

20

15

10

5

1 2 3 4 5 6

Absent Skipped Opinion Incorrect Correct

Details: ([Show](#))

A chart showing the class response to each question appears.

If students signed in, click here to view results per student.

Student	Grade	Duration
Ahearn, Trevor	37.5%	00:01:07
Alexander, [redacted]	absent	--
Atkins, [redacted]	absent	--

Display Instant Results for a Question

To view the results for a particular question navigate to it.

Click here to insert this chart into the current Notebook page.

Click here to change the chart type.

Summary
Correct Answer: C
Passed: 1
Duration: 00:00:24

C (100%)

[Insert chart into Notebook](#)
[Show bar chart](#)
[View overall results](#)

Details: ([Show](#))

View Detailed Results

OAT2005Gr.4ReadPract18 - SMART Notebook

File Edit View Insert Format **1** Response Help

Gr. 4 OAT 2005
Title page

Properties Results **2** Next Step

Summary

Duration:	00:01:07
Passed:	0
Failed:	1
Absent:	24
Average:	3/8 (37.5%)

25

20

Insert Question...
Insert Title Page...
Set All Answers...
Add Choice
Open Teacher File...
Start Class
Stop Class
Start Assessment
Stop Assessment
End Review Mode
Clear
Print
Teacher Tools
Import Questions From
Export Results To
Preferences...

OAT2005Gr.4ReadPract18 - SMART Notebook

File Edit View Insert Format **1** Response Help

Gr. 4 OAT 2005
Title page

Properties Results Next Step **2**

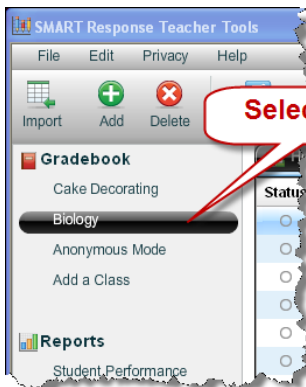
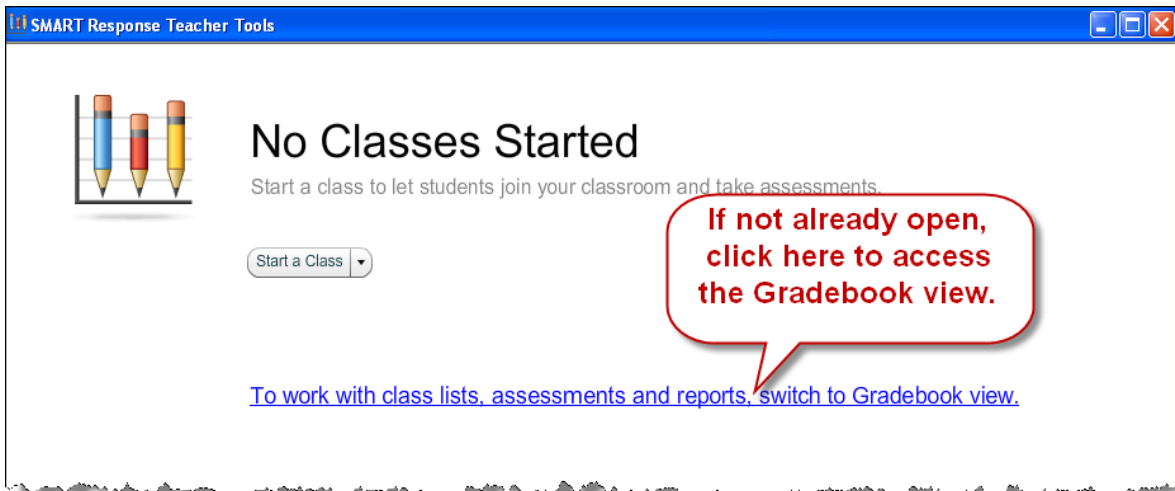
Summary

Duration:	00:01:07
Passed:	0
Failed:	1
Absent:	24
Average:	3/8 (37.5%)

25

20

Insert Question...
Insert Title Page...
Set All Answers...
Add Choice
Open Teacher File...
Start Class
Stop Class
Start Assessment
Stop Assessment
End Review Mode
Clear
Print
Teacher Tools
Import Questions From
Export Results To
Preferences...



If you save your Notebook file after running a question set, you can re-open it at any time to view the results. I would advise saving the file under a new name to preserve your questions-only Notebook file for future use.

1

Status	Student ID	Last Name	First Name	Average	Practice	Quick Check	Gr. 4 OAT 2005
<input type="radio"/>	4	Trevor	Trevor	56.9%	1/3 (33.3%)	5/5 (100%)	3/8 (37.5%)
<input type="radio"/>	3	Dalton	Dalton		0/3 (0%)		--
<input type="radio"/>	3	Austin	Austin				--
<input type="radio"/>	2	Dylan	Dylan				--
<input type="radio"/>	4	Haydn	Haydn	--	--	--	--
<input type="radio"/>	4	Shelby	Shelby	--	--	--	--
<input type="radio"/>	8	Nicholas	Nicholas	--	--	--	--
<input type="radio"/>	3	Landon	Landon	--	--	--	--

2

Select a student.

3

Assessment	Subject	Topic	Type	Date	Mark
Practice	Science	Moon	Quiz	November 30, 2009	1/3 (33.3%)
Quick Check	Smart Response		Quiz	December 4, 2009	5/5 (100%)
Gr. 4 OAT 2005	Reading		Test	December 4, 2009	3/8 (37.5%)

Results are listed for the selected student.

1

Home Students Assessments

Title	Subject	Topic	Type	Date	Class Average
Practice	Science	Moon	Quiz	November 30, 2009	0.3/3 (11.3%)
Quick Check	Smart Response			December 4, 2009	
Gr. 4 OAT 2005	Reading			December 4, 2009	

2
 Select an
assessment.

Open Notebook
assessment file.

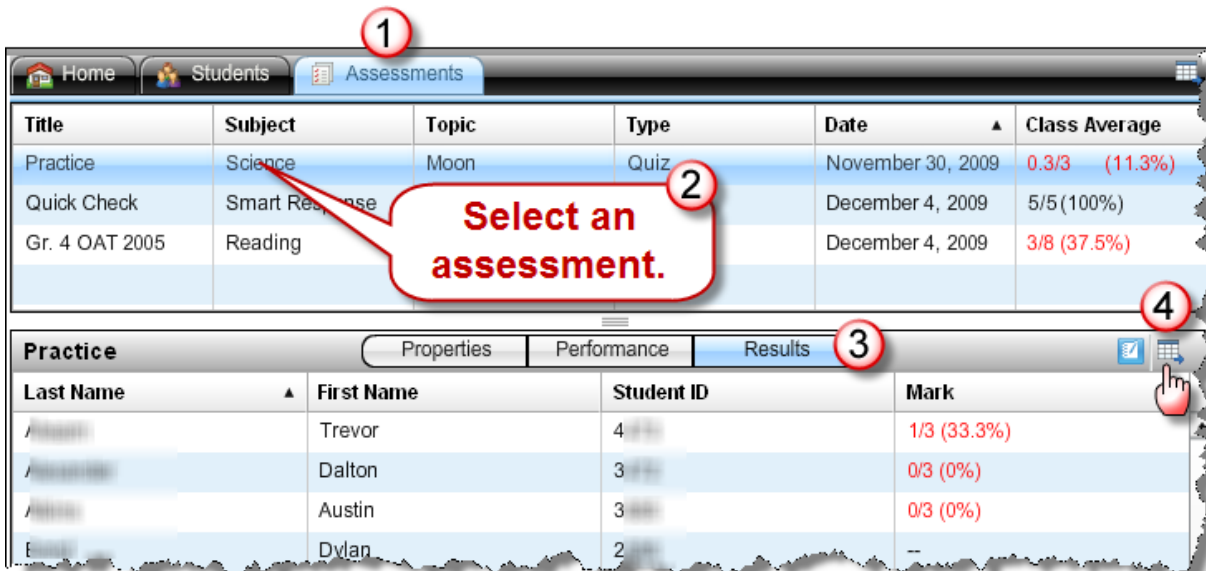
Practice
Properties
Performance
Results

Last Name	First Name	Student ID	Mark
/	Trevor	4	1/3 (33.3%)
/	Dalton	3	0/3 (0%)
/	Austin	3	0/3 (0%)
E	Dylan	2	—

3



Export Assessment Results to Excel

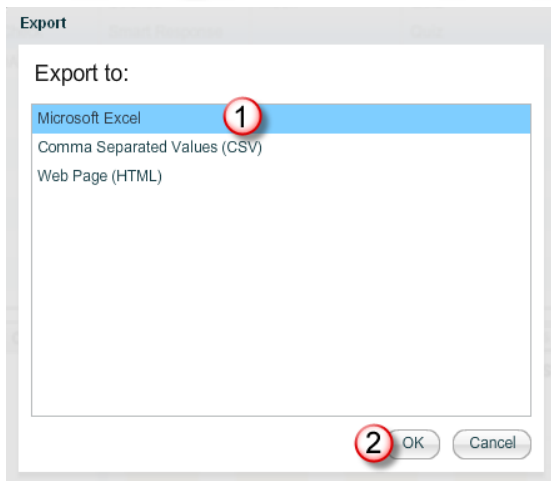


1 Select an assessment.

Title	Subject	Topic	Type	Date	Class Average
Practice	Science	Moon	Quiz	November 30, 2009	0.3/3 (11.3%)
Quick Check	Smart Response			December 4, 2009	5/5 (100%)
Gr. 4 OAT 2005	Reading			December 4, 2009	3/8 (37.5%)

3

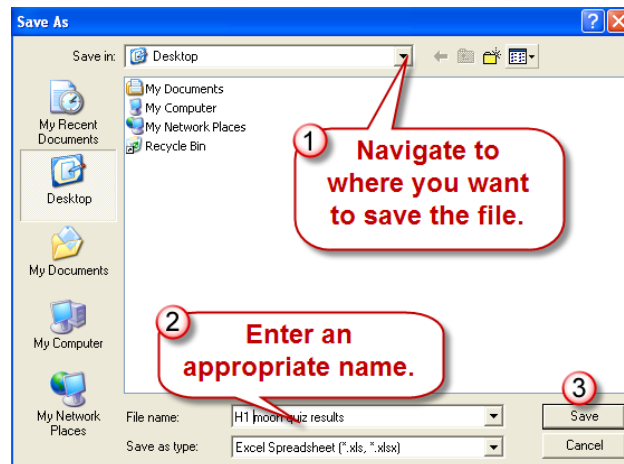
Last Name	First Name	Student ID	Mark
/	Trevor	4	1/3 (33.3%)
/	Dalton	3	0/3 (0%)
/	Austin	3	0/3 (0%)
E	Dylan	2	--



Export to:

- Microsoft Excel **1**
- Comma Separated Values (CSV)
- Web Page (HTML)

2 OK Cancel



1 Navigate to where you want to save the file.

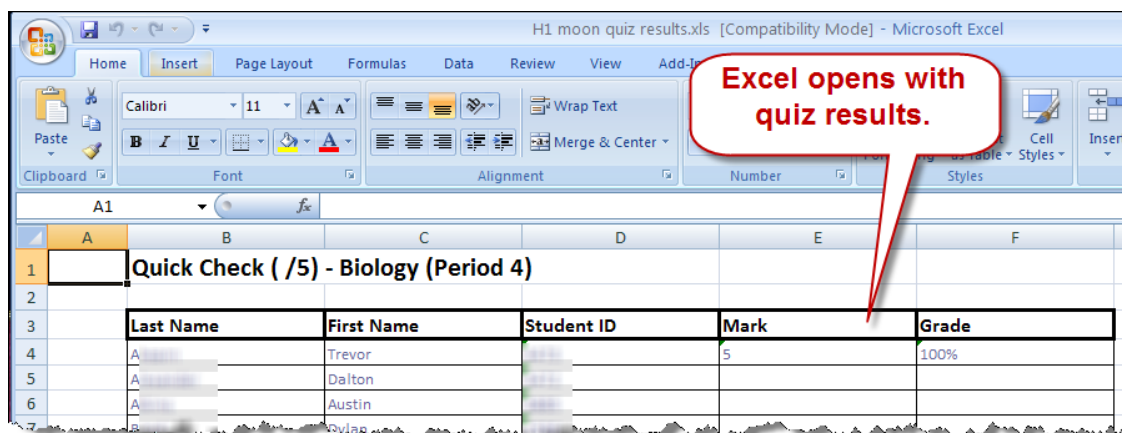
2 Enter an appropriate name.

3

File name: H1 moon quiz results

Save as type: Excel Spreadsheet (*.xls, *.xlsx)

Save Cancel



Excel opens with quiz results.

Quick Check (/5) - Biology (Period 4)					
	Last Name	First Name	Student ID	Mark	Grade
4	/	Trevor	4	5	100%
5	/	Dalton	3		
6	/	Austin	3		
7	E	Dylan	2		

1

Status	Student ID	Last Name	First Name	Average	Practice	Quick Check	Gr. 4 OAT
<input type="radio"/>	4473	Ahearn	Trevor	56.9%	1/3 (33.3%)	5/5 (100%)	3/8 (37.5%)
<input type="radio"/>	3472	Alexander	Dalton	0%	0/3 (0%)	--	--
<input type="radio"/>	3885	Atkins	Austin	0%	0/3 (0%)	--	--
<input type="radio"/>	2586	Bond	Dylan	--	--	--	--
<input type="radio"/>	4753	Causey	Haydn	--	--	--	--

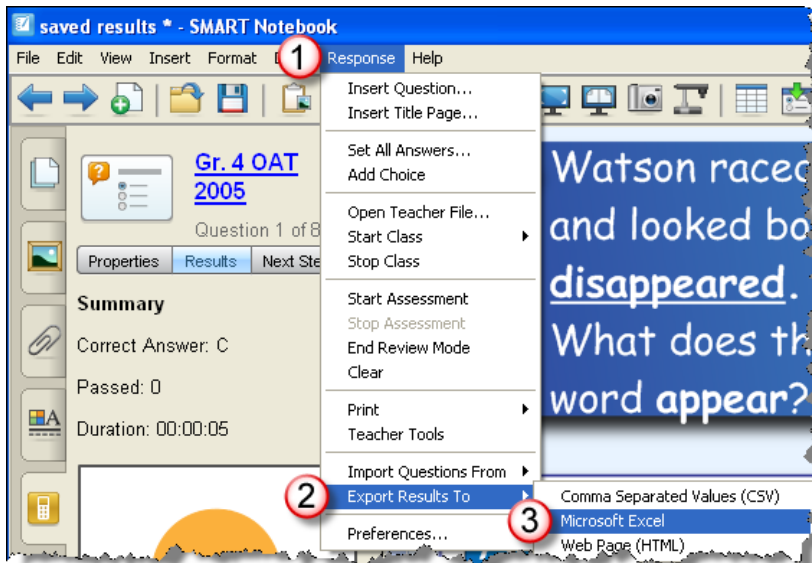
2 To export all assessment scores for all students use this button.

h1 assessment results.xls [Compatibility Mode] - Microsoft Excel

	A	B	C	D	E	F	G	H
1		Biology (Period 4)						
2								
3		Last Name	First Name	Student ID	Average	Practice (/3)	Quick Check (/5)	Gr. 4 OAT 2005 (/8)
4		A	Trevor		56.9%	1	5	3
5		A	Dalton		0%	0		
6		A	Austin		0%	0		
7		B	Dylan					
8		C	Haydn					
9		C	Shelby					



Export Assessment Results to Excel from Notebook



moon quiz H1.xls [Compatibility Mode] - Microsoft Excel

Home Insert Page Layout Formulas Data Review View Add-Ins Acrobat

Calibri 11 Font Alignment Number

Normal Bad Good Neutral Calculation Check

Conditional Formatting as Table Styles

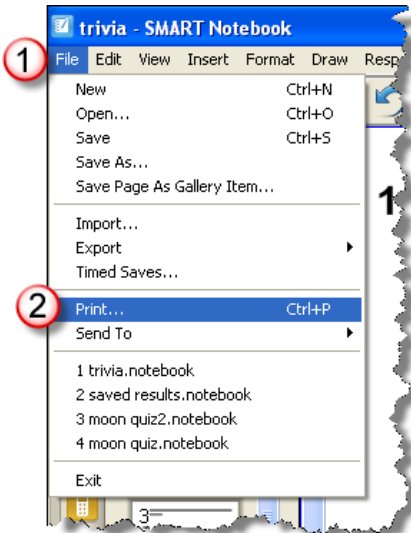
A1

	A	B	C	D	E	F	G	H	I	J	K	L	M
1		Results from Gr. 4 OAT 2005											
2													
3		Questions											
4		Name	ID	Q1	Q2	Q3	Q4	Q5	Q6	Q7	Q8	Correct	Grade
5		Anonymous	Anonymous	A	D	B	C	A	B	B	A	1	12.50%
6		Number Correct / Class Average		0	0	0	1	0	0	0	0	1	12.50%
7													
8		Answer Key		C	B	C	C	C	C	C	B		
9													
10													
11		Questions											
12		Q1											
13		Q2											

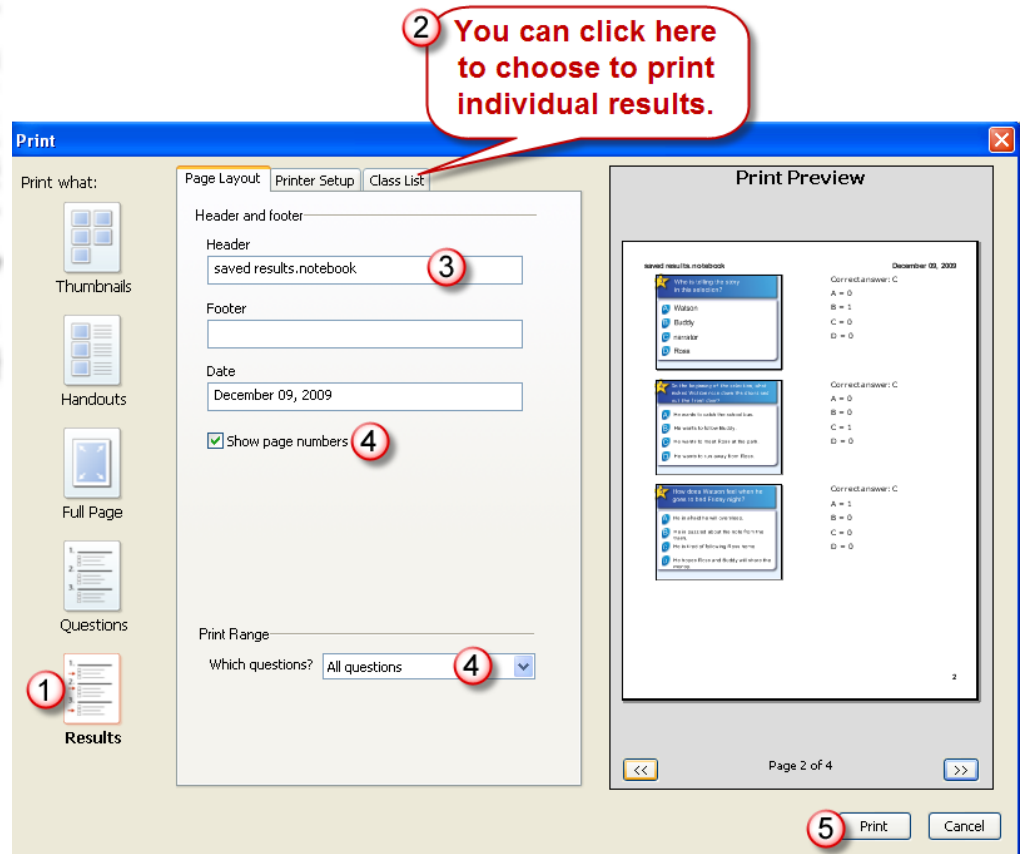
Use these buttons to filter results.



Print Assessment Results from Notebook



This option is available only after stopping a question or an assessment.



Print/Generate Student Performance Reports

SMART Response Teacher Tools

File Edit Privacy Help

Import Add Delete Notebook Simulator

Gradebook

- Cake Decorating
- Biology
- Anonymous Mode
- Add a Class

Reports

- 1 Student Performance**
- Class Performance

Devices

- My Receiver

Student Performance Report

Create this report to summarize individual student performance.

2 Class: Biology

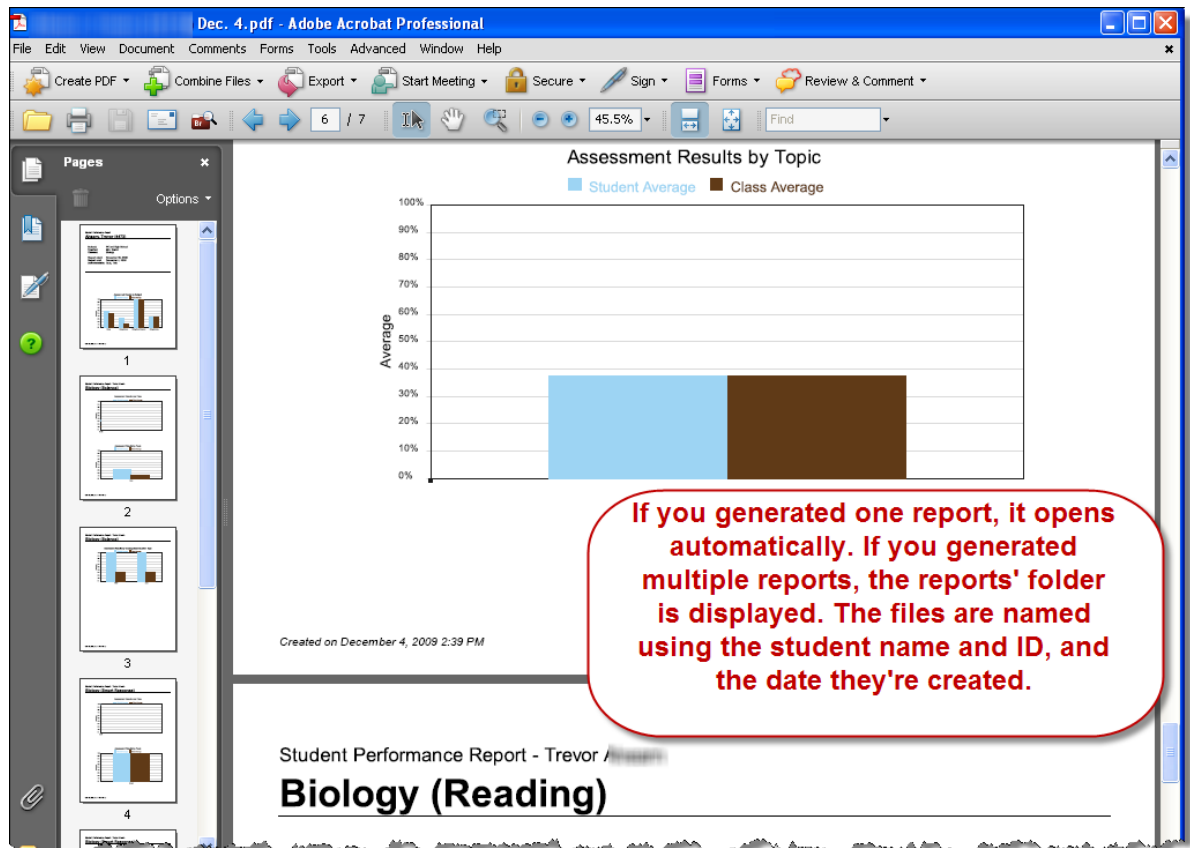
3 Student: All students

4 Report period: 11/30/2009 to 12/04/2009

5 Include: All assessment types

Create in: C:\Documents and Settings\JGarton\My Documents\ Browse

6 Create



Janetta Garton • Willard R-II Schools



Print/Generate Class Performance Reports

SMART Response Teacher Tools

File Edit Privacy Help

Import Add Delete Notebook Simulator

Gradebook

- Cake Decorating
- Biology
- Anonymous Mode
- Add a Class

Reports

- Student Performance
- 1 Class Performance**

Devices

Class Performance Report

Create this report to summarize class performance.

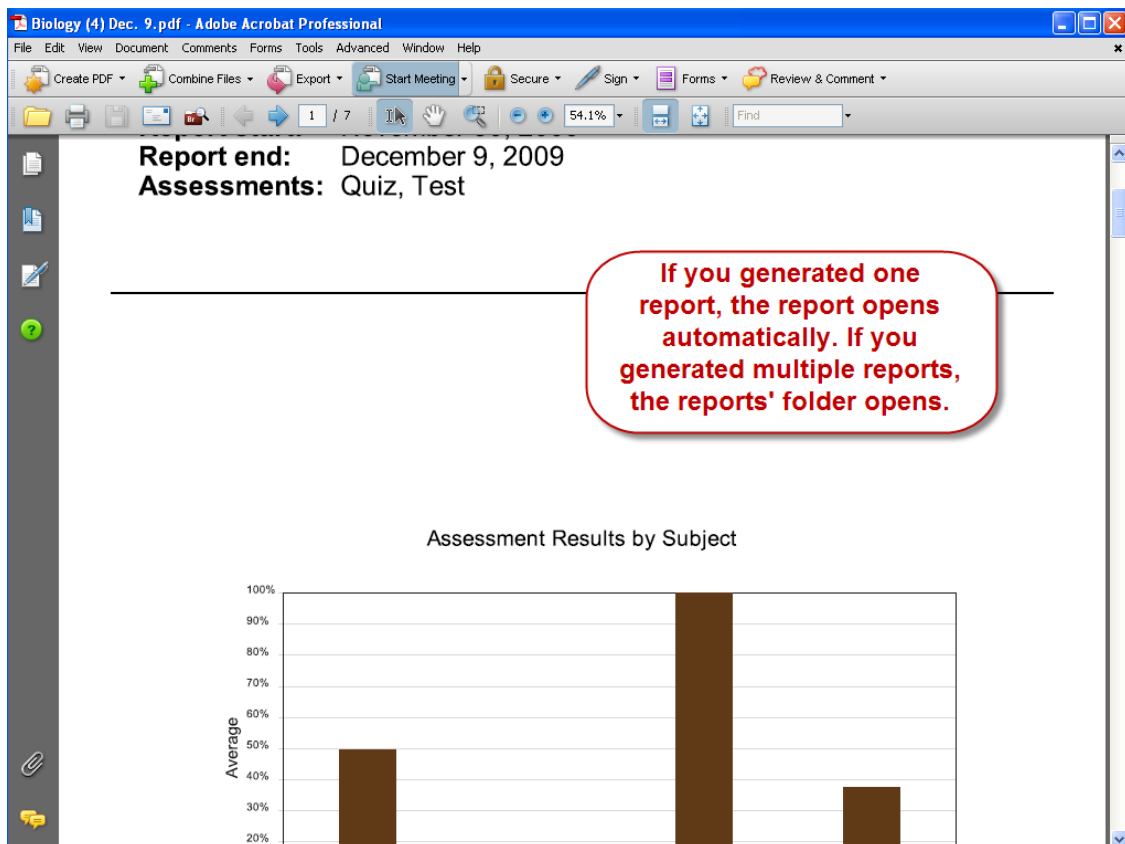
2 Class: Biology

3 Report period: 11/30/2009 to 12/09/2009

4 Include: All assessment types

Create in: C:\Documents and Settings\JGarton\My Documents\ Browse

5 Create



Janetta Garton • Willard R-II Schools

